



Earnings Flash Note
Gulf International Services
4Q 2024/FY2024

Gulf International Services (GISS)

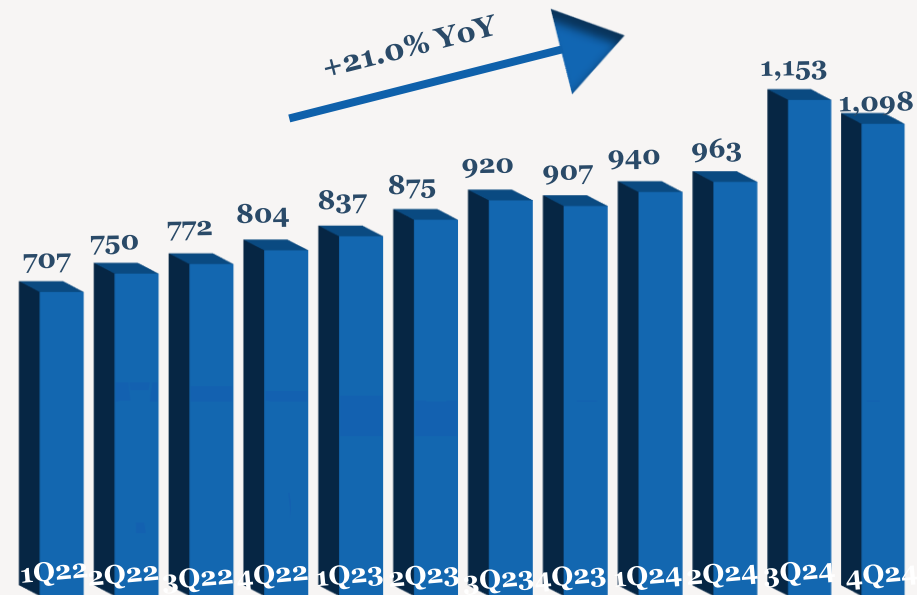
- > Net profit for the period reached QR138mn, compared to a loss of QR48mn in 4Q2023 and earnings of QR216mn in 3Q2024 (-36.0% QoQ), primarily due to higher YoY growth in revenue vs. cost of sales in 4Q2024. For FY2024, net profit was up 94.1% YoY to QR711mn.
- > Total Revenue increased by 21.0% YoY (-4.8% QoQ) to QR1,098mn in 4Q2024. For FY2024, total revenue was up 17.4% YoY to QR4,154mn
- > Gross profit grew 139.5% YoY to QR226mn (-16.8% QoQ) while the corresponding margin increased by 10.2ppts YoY to 20.6% in 4Q2024. For FY2024, gross profit was up 41.2% YoY to QR931mn.
- > For 4Q2024, EPS came at QR0.074 vs. Loss Per Share QR0.026 in 4Q2023. For FY2024, EPS was 0.383 vs QR0.197 in FY2023.
- > As of 4th Feb 2025, the stock has increased 2.5% YTD, Outperforming the QSE Index, which was up by 0.8% YTD.
- > The stock is currently trading at a TTM P/E multiple of 8.9x. For now, we maintain our PT of QR 3.90/share and Outperform rating.
- > The Board of Directors recommends a cash dividend for the year 2024 of QR 0.17 per share. This equates to a payout ratio of 44% of net earnings for 2024 and represents 17% of the nominal share value.

4Q/FY 2024 Earnings Performance

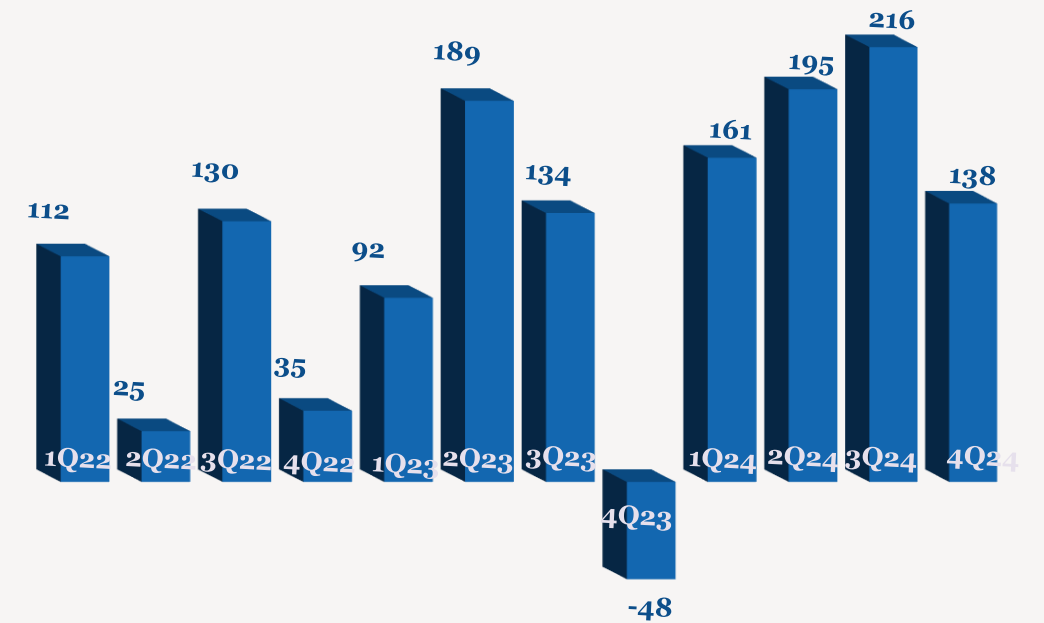
	4Q2024	4Q2023	YoY	3Q2024	QoQ	FY2024	FY2023	YoY
Total Revenue	1,098	907	21.0%	1,153	-4.8%	4,154	3,538	17.4%
Gross Profit	226	95	139.5%	272	-16.8%	931	660	41.2%
Gross Margin %	20.6%	10.4%		23.6%		22.4%	18.6%	
Net Profit to Equity	138	-48	N/M	216	-36.0%	711	366	94.1%
Net Margin %	12.6%	-5.3%		18.7%		17.1%	10.4%	
EPS (QR)	0.074	-0.026	N/M	0.116	-36.0%	0.383	0.197	94.1%

Note: Values are expressed in QR'mn unless explicitly stated

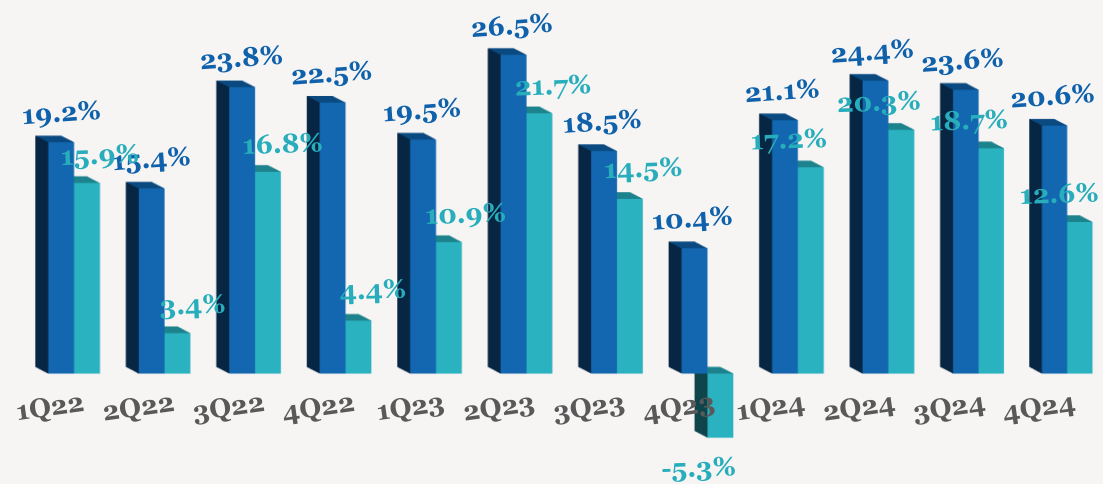
Quarterly Sales Trend (QRmn)



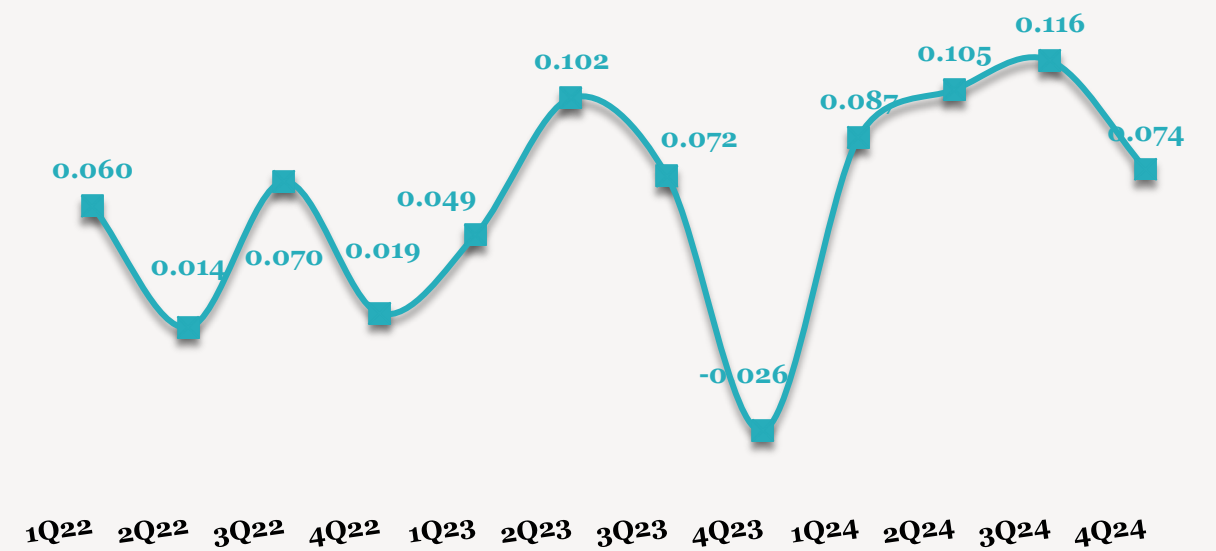
Quarterly Earnings Trend (QRmn)



Quarterly Margin Trend



EPS (QR) Trend



■ Gross Margin (%) ■ Net Margin (%)

— EPS

Contacts

QNB Financial Services Co. W.L.L.

Contact Center: (+974)4476 6666

info@qnbfs.com.qa

Doha, Qatar

Saugata Sarkar, CFA, CAIA

Head of Research

saugata.sarkar@qnbfs.com.qa

Shahan Keushgerian

Senior Research Analyst

shahan.keushgerian@qnbfs.com.qa

Phibion Makuwerere, CFA

Senior Research Analyst

phibion.makuwerere@qnbfs.com.qa

Roy Thomas

Senior Research Analyst

roy.thomas@qnbfs.com.qa

Dana Saif Al Sowaidi

Research Analyst

dana.alsowaidi@qnbfs.com.qa

Disclaimer and Copyright Notice: This publication has been prepared by QNB Financial Services Co. W.L.L. ("QNBFS") a wholly-owned subsidiary of Qatar National Bank (Q.P.S.C.). QNBFS is regulated by the Qatar Financial Markets Authority and the Qatar Exchange. Qatar National Bank (Q.P.S.C.) is regulated by the Qatar Central Bank. This publication expresses the views and opinions of QNBFS at a given time only. It is not an offer, promotion or recommendation to buy or sell securities or other investments, nor is it intended to constitute legal, tax, accounting, or financial advice. QNBFS accepts no liability whatsoever for any direct or indirect losses arising from use of this report. Any investment decision should depend on the individual circumstances of the investor and be based on specifically engaged investment advice. We therefore strongly advise potential investors to seek independent professional advice before making any investment decision. Although the information in this report has been obtained from sources that QNBFS believes to be reliable, we have not independently verified such information and it may not be accurate or complete. QNBFS does not make any representations or warranties as to the accuracy and completeness of the information it may contain, and declines any liability in that respect. For reports dealing with Technical Analysis, expressed opinions and/or recommendations may be different or contrary to the opinions/recommendations of QNBFS Fundamental Research as a result of depending solely on the historical technical data (price and volume). QNBFS reserves the right to amend the views and opinions expressed in this publication at any time. It may also express viewpoints or make investment decisions that differ significantly from, or even contradict, the views and opinions included in this report. This report may not be reproduced in whole or in part without permission from QNBFS.

COPYRIGHT: No part of this document may be reproduced without the explicit written permission of QNBFS.